



















Pre School English Overview




Term	Key texts	Reading Skills	Writing Skills and Opportunities for Mark Making
Autumn 1	    	<ul style="list-style-type: none"> • Handle books carefully and turning the page correctly. • Enjoy listening to books being read to them. • Point to different pictures when asked. • Recognise their own name. • Sequence and retell stories. • Recall repeated phrases while reading books. • Enjoy listening to books being read to them. 	<ul style="list-style-type: none"> • Make marks and giving meanings to the marks they make. • Trace and copy their names, making marks to represent individual letters. • Pencil control sheets - Leaf and hedgehog tracing/joining dots. • Write captions/ speech bubbles for what the different characters say. • Write labels to identify items. • Write recipes to make Porridge
Autumn 2	   	<ul style="list-style-type: none"> • Handling books carefully – identifying the start/end and front/back pages • Enjoy listening to books being read to them. • Point to different pictures when asked. • Sequence key events of the day and night. 	<ul style="list-style-type: none"> • Make marks and giving meanings to the marks they make. • Trace and copy their names, making marks to represent individual letters. • Write Diwali and Christmas cards • List of what the different owls see during day and night. • Draw pictures of the Christmas story • Letters to Father Christmas. • Write a Christmas list.



Pre School English Overview



Term	Key texts	Reading Skills	Writing Skills and Opportunities for Mark Making
Spring 1	   	<ul style="list-style-type: none"> Identify where the title of the book is. Use fingers to track text as they are reading it. Talk about what is happening in the pictures. Answer questions about stories they have listened to. Match up what the birds with what they can do. 	<ul style="list-style-type: none"> Copy names from name cards using recognisable letters. Use lightsabers/wands to practice letter formation. Make marks and patterns in the snow. Write list of birds we have seen- encourage initial letter sounds. Chinese New Year Story map – draw and write characters from the story in the river. Write a list for a Chinese New Year Party. Write 'orders' in Chinese Restaurant
Spring 2	   	<ul style="list-style-type: none"> Identify where the title of the book is. Use fingers to track text as they are reading it. Talk about what is happening in the pictures. Answer questions about stories they have listened to Order and recall characters from the stories. 	<ul style="list-style-type: none"> Copy names from name cards using recognisable letters. Write Mother's Day cards/letters. Write Easter Cards Write recipes and ingredients for making bread.

Pre School English Overview



Term	Key texts	Reading Skills	Writing Skills and Opportunities for Mark Making
Summer 1		<ul style="list-style-type: none"> • Use pictures to retell the stories in their own way. • Guess the minibeast from their description • Sequence the key events of the story using first, then and last. • Answer 'why' questions about events that have happened in a story they have heard or a picture they have seen. 	<ul style="list-style-type: none"> • Write their names from memory, using recognisable letters. • Write a list of minibeasts they have found. • Label the fruit that they can see – initial letters. • Write words to describe the different minibeasts.
Summer 2		<ul style="list-style-type: none"> • Use pictures to retell the stories in their own way. • Predict what might happen – using pictures as cues. • Answer 'why' questions about events that have happened in a story they have heard or a picture they have seen. • Order/sequence key events of the stories using first, then, next and last. 	<ul style="list-style-type: none"> • Write their names from memory, form letters correctly. • Make maps to show and recall key features of their own journey. • Label places on maps with simple words – listening carefully for initial letter sounds. • Write postcards from their own journeys/trips. • Write ingredients and recipe for Gingerbread Men. • Create their own Gingerbread Man books • Lists of different vehicles and transport they can name.