












Year 2 English Overview



Term	Key texts	Purpose and genre	New grammar skills taught	Revision of grammar skills
Autumn 1	 	<p>Purpose: Retelling parts of the story to other members of the class. (Drama/ photos) Genre: Narrative retelling The Lighthouse Keeper's Lunch Story.</p> <p>Purpose: Letter From Author asking the children to write an alternative ending. Genre: Narrative: Alternative endings for The Lighthouse Keeper's lunch.</p> <p>Purpose: make Mr Grinling a healthy lunch Genre: Instructions how to make a sandwich.</p> <p>Purpose: To write an article for the RNLI Website. Genre: Non chronological reports – Grace Darling.</p>	<ul style="list-style-type: none"> Expanded noun phrases using adjectives for description and specification Present tense and past tense 	<ul style="list-style-type: none"> Capital letters (start of sentences, names and places) Full stops Finger spaces Conjunction 'and' Exclamation marks Suffix -ed
Autumn 2	  	<p>Purpose: Letter from Mrs Pig – should we believe the wolf? Genre: Oral debate</p> <p>Purpose: CV for Princess Pearl Genre: Narrative – character descriptions</p> <p>Purpose: Leaflet for visitors to Lotherton Hall. Genre: Non – chronological reports on Florence Nightingale</p> <p>Purpose: Report to Mrs Elf on Elvis the Elf's behaviour. Genre: Letter</p>	<ul style="list-style-type: none"> Use of suffixes –er, est in adjectives Exclamation marks Subordinating conjunctions when, if, that, because Commas in a list Apostrophe for possession 	<ul style="list-style-type: none"> Making plurals by adding 's' Plurals with 'es' ending 'er' suffix (making comparisons) Suffix –ing Using the conjunction 'but' Exclamation marks Apostrophe for possession








Year 2 English Overview



Term	Key texts	Purpose and Genre	New grammar skills taught	Revision of grammar skills
Spring 1	  	<p>Purpose: Write a story for Year 1 Genre: Narrative - stories</p> <p>Purpose: Write to Greenpeace Genre: Letter</p> <p>Purpose: Drama Genre: Diary entry based on Lost and Found</p>	<ul style="list-style-type: none"> • Apostrophes in contracted words • Formation of questions • Formation of adjectives using suffixes such as -ful and -less 	<ul style="list-style-type: none"> • Apostrophes in contracted words • Question marks
Spring 2		<p>Purpose: To write a story educating people about climate change to go into the Library. Genre: Narrative – story</p> <p>Purpose: create a guide to Yorkshire Wildlife Park Genre: Non- fiction/ recount</p> <p>World Book Day task British Science Week task.</p>	<ul style="list-style-type: none"> • Understand formation of a command (instructions) • Understand statement (recount) • Use coordinating and subordinating conjunctions (recount) • Use -ly adverbs (story) • Inverted commas for speech (story) 	<ul style="list-style-type: none"> • Prefix -un (diary) • Understand the phrases verb and noun (instructions) •

Year 2 English Overview



Term	Key texts	Purpose and genre	New grammar skills taught	Revision of grammar skills
Summer 1	   	<p>Purpose: Letter from a publisher to publish the snail's adventures. Genre: Diary</p> <p>Purpose: To tell children how to look after a whale. Genre: Instructions</p> <p>Purpose: Write a postcard to Grandma from Crabby Split. Genre: Postcard</p> <p>Purpose: Convince the school that we need to look after the oceans (Assembly/ posters) Genre: Poetry</p>	<ul style="list-style-type: none"> progressive verbs in past and present tense Suffix words Inverted commas for speech Use adverbs Use expanded noun phrases 	<ul style="list-style-type: none"> Suffix –ed Using er and est suffix to compare
Summer 2	  	<p>Purpose: To create a marvelous Medicine for Grandma Genre: Instructions</p> <p>Purpose: Write a riddle for a friend. Genre: Poetry</p> <p>Purpose: To prepare a museum to teach parents about seaside holidays in the past. Genre: Non- fiction</p>	<ul style="list-style-type: none"> Coordinating and subordinating conjunctions Commas in a list Apostrophe for possession Suffixes -ly adverbs Progressive form of verbs in past and present tense 	<ul style="list-style-type: none"> Conjunctions Apostrophes for possession

Year 2 Reading Skills



Year 2 Reading Assessment



1. Applying phonic knowledge and skills as the route to decode words until automatic decoding has become embedded and reading is fluent.
2. Reading accurately by blending the sounds in words that contain the graphemes taught so far, especially recognising alternative sounds for graphemes.
3. Reading accurately words of two or more syllables that contain taught graphemes.
4. Reading words containing common suffixes.
5. Reading further common exception words, noting unusual correspondence between spelling and sound and where these occur in the word.
6. Reading most words quickly and accurately, without sounding and blending.
7. Reading aloud books closely matched to their improving knowledge,
8. Re-reading these books to build up their fluency and confidence in word reading.



1. Discussing the sequence of events in a book and how non-fiction items are related.
2. Experiencing non-fiction books structured in different ways.
3. Recognising simple recurring language in stories and poetry.
4. Answering questions.



1. Listening to, discussing and expressing views about a range of genre, including texts beyond their understanding.
2. Discussing their favourite words and phrases.
3. Read for pleasure, build reading stamina and discuss books, poems and other texts with other children.




1. Discussing the meanings of words.
2. Drawing on background information to understand a text.
3. Checking the text makes sense to them as they read.
4. Making inferences on the basis of what is being said and done.
5. Predicting what might happen.
6. Asking questions.
7. Explaining their understanding of what they've read.
8. Make links between books they are reading and other books they have read.



1. Retelling stories, fairy stories and traditional tales.
2. Learning poems by heart and reciting these with appropriate intonation.

Year 2 English Overview – Guided Reading



Autumn 1	Autumn 2	Spring 1
Carousel group reading	Carousel group reading	Mr Greedy Mr Bump Rainforests Pirate Pete Highway Rat The Ugly Five
Spring 2 (link to themed weeks)	Summer 1	Summer 2
The Arctic Non fiction Polar bears Meet the Oceans Poem Fiction Non Fiction	The Owl who was Afraid of the Dark (x2) Flat Stanley (x2) Non Fiction Horrid Henry	Poem George's Marvellous Medicine (x2) Seaside report Storey-treehouse (x2)